


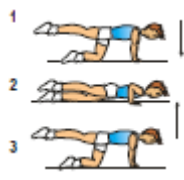


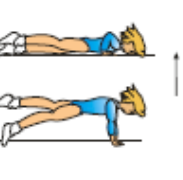




















FEUILLE DE DIFFICULTE - EQUIPE ETABLISSEMENT

Nom de l'association sportive :	Ville :	 UNSS
Remplir une feuille par passage en numérotant et en entourant les éléments dans l'ordre de réalisation	N° d'équipe	

	1.		2.		3.		4.	
A	A11	A12	A21	A22	A31	A32	A41	A42
FORCE DYNAMIQUE								
B	B11	B12	B21	B22	B31	B32	B41	B42
FORCE STATIQUE								
C	C11	C12	C21	C22	C31	C32	C41	C42
SAUT								
D	D11	D12	D21	D22	D31	D32	D41	D42
SOUPLESSE EQUILIBRE	