



4


On fixe la tuyère.




8

Et maintenant ...
roulez, jeunesse !


3

On fixe le support
sur le châssis.

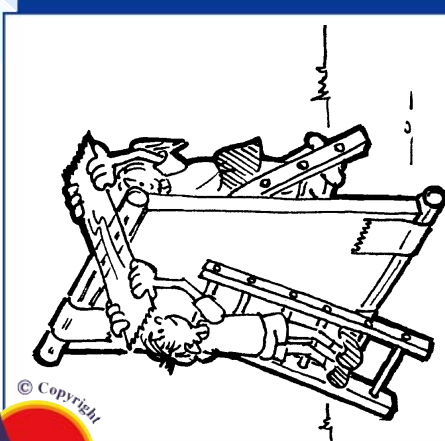
7

On monte la
deuxième roue
sur l'essieu.


2

On assemble les
deux éléments
du support.

6

On monte une
roue sur l'essieu.

1

On fixe les pailles
sur le châssis.

5

On fixe
solidement le
ballon sur la
tuyère.