

Elève : \_\_\_\_\_

Classe : .....

Ecole : .....

**EXERCICE 1 : Compréhension orale des verbes des consignes.**

Items : 1.1 et 1.2

..... / 3


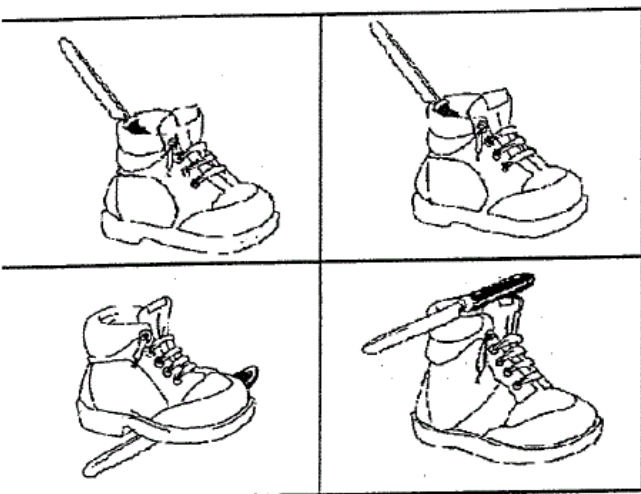
..... / 3



**EXERCICE 2 : Compréhension orale du sens des phrases.**


Items : 2.1

..... / 6




Exemple : Le couteau est sur la chaussure.


1. Ils sont en train de sauter par dessus le mur.




2. La vache les regarde.




3. Le carré qui est dans l'étoile est noir.




4. Le chien poursuit le cheval qui se retourne.



5. Ni le chien ni la balle ne sont gris.



6. Le camion est poussé par le garçon.



7. Le garçon et la fille ont le même pantalon.



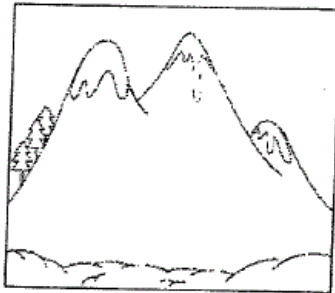


**EXERCICE 3 : Compréhension orale d'une histoire lue.**

Items : 3.1 et 3.2 et 3.3

..... / 2

..... / 2

..... / 4





## EXERCICES 4 : Discrimination auditive et phonologie.

Items : 4.1 et 4.2 et 4.3 et 4.4 et 4.5

### 4.1. Entoure l'image si tu entends le son indiqué : voyelles.

..... / 5

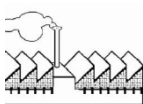
Son [a]  
= a



Son [i]  
= i, y




Son [y]  
= u




### 4.2. Entoure l'image si tu entends le son indiqué : consonnes.

..... / 7

Son [l]  
= l



Son [t]  
= t



Son [f]  
= f



Son [z]  
= z



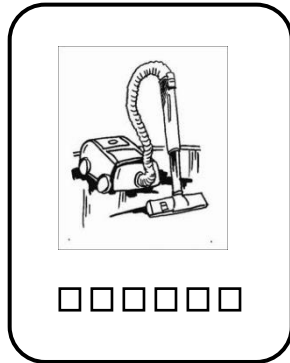
**4.3. Dessine un petit carré pour chaque syllabe que tu entends (tu peux t'aider en frappant dans tes mains).**

..... / 7

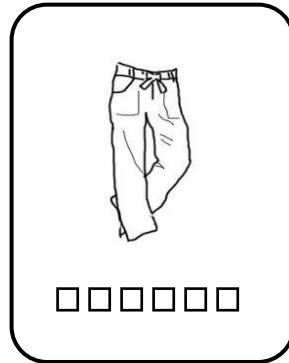
Exemple




□ □ □ □ □ □ □




□ □ □ □ □ □ □




□ □ □ □ □ □ □



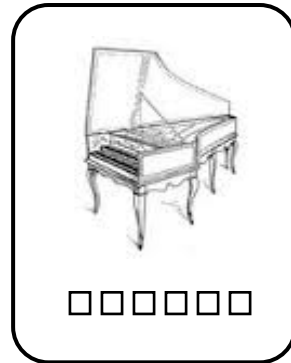
□ □ □ □ □ □ □




□ □ □ □ □ □ □



□ □ □ □ □ □ □



□ □ □ □ □ □ □




□ □ □ □ □ □ □

**4.4. Coche le son demandé dans la syllabe correspondante : voyelles.**

..... / 8

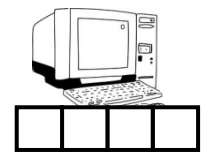
Son [o]  
= o, au, eau



□ □ □



□ □ □



□ □ □ □

Son [ø]  
= e



□ □



□ □ □



□ □ □ □

Son [e]  
= é, er, ez



□ □



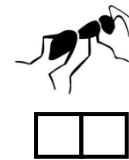


□ □ □ □



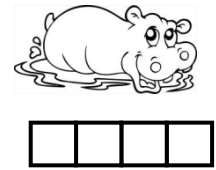
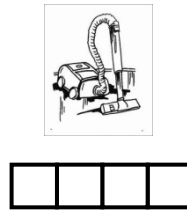
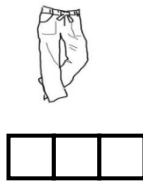
□ □ □

4.5. Coche le son demandé dans la syllabe correspondante : ..... / 8


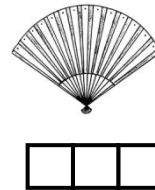
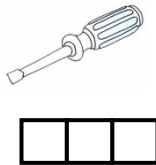
Son [m]  
= m



Son [p]  
= p



Son [v]  
= v



**EXERCICES 5 : Faire correspondre lettres et sons.**

Items : 5.1 et 5.2

..... / 4

5.1. Proposer une écriture phonétiquement plausible.



mou
lin



bout
on



pur
ée





mag
ie



5.2. Ecris les mots correspondants aux dessins.

..... / 8

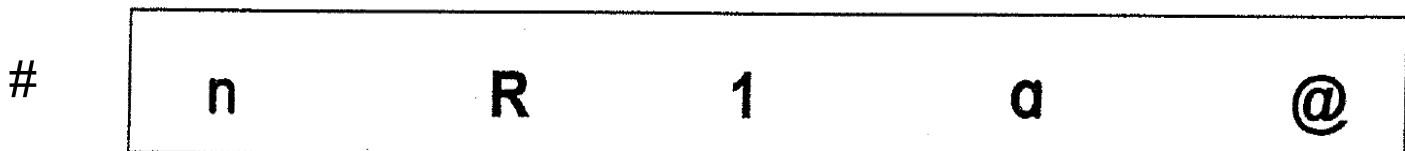
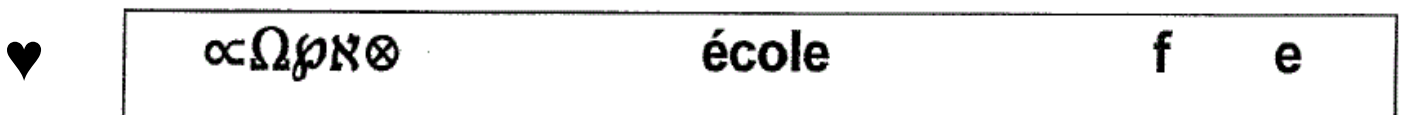

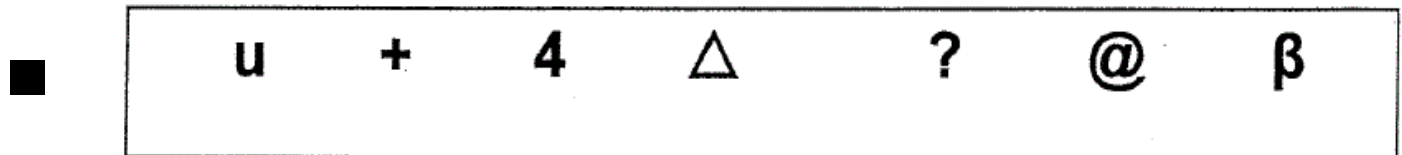


**EXERCICES 6 : Connaître le langage technique de l'écrit.**

Items 6.1 et 6.2

..... / 6

6.1. Entoure ce que l'on te demande.





uuumm                      LLLB                      papa



Rangez les jouets.

6.2. Entoure ce que l'on te demande.

..... / 3



Pierre fait du vélo avec ses copains.



Cette année, je suis au CP.



Les requins vivent dans la mer.

**EXERCICE 7 : Connaître les lettres de l'alphabet.**

Items : 7.1 et 7.2 et 7.3

Colorie les lettres demandées.

e	s	a	r	i	n	t	u	l	o	m	d	p	c
f	b	v	h	g	j	q	z	y	x	k	w		

..... / 4

e	s	a	r	i	n	t	u	l	o	m	d	p	c
---	---	---	---	---	---	---	---	---	---	---	---	---	---

..... / 4





f	b	v	h	g	j	q	z	y	x	k	w		
---	---	---	---	---	---	---	---	---	---	---	---	--	--

E	S	A	R	I	N	T	U	L	O	M	D	P	C
F	B	V	H	G	J	Q	Z	Y	X	K	W		

..... / 4

### EXERCICES 8 : Ecriture cursive.

Items : 8.1 et 8.2 et 8.3 et 8.4

8.1. Ecris ton prénom.

..... / 2

Ecris ton prénom :

\_\_\_\_\_

\_\_\_\_\_

\_\_\_\_\_

8.2. Recopie.

..... / 3

..... / 3

a

mur

\_\_\_\_\_

l

jeudi

\_\_\_\_\_

p

tapis

\_\_\_\_\_



Année scolaire 2014-15

Papa est ici .

.

..... / 4