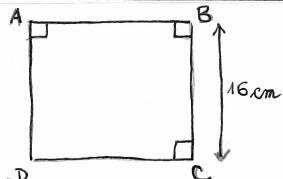
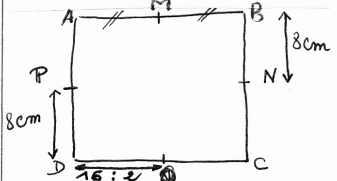
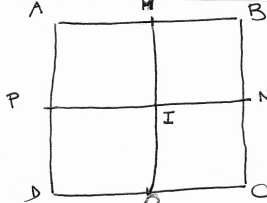
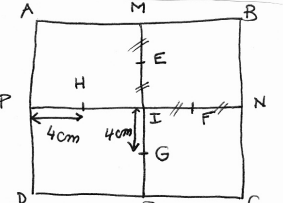
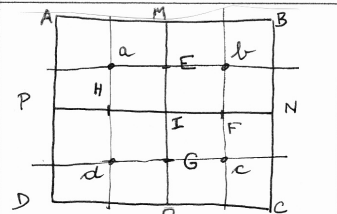
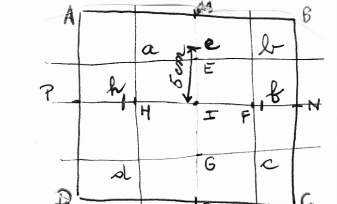
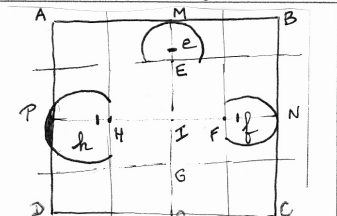


Construction du logo des As de Trèfle à main levée par Lancelot

| Ordre | Consignes  | Etapes de la construction   |
|-------|--|---|
| 1     |  |    |
| 2     |  |    |
| 3     |  |    |
| 4     |  |   |
| 5*    | <p>Trace la droite :</p> <ul style="list-style-type: none"> <li>- passant par le point E et parallèle au segment [AB]</li> <li>- passant .....</li> <li>- .....</li> <li>- .....</li> </ul> <p>Elles se coupent en a, b, c et d.</p> |  |
| 6*    | <p>A 5 cm du point I, place :</p> <ul style="list-style-type: none"> <li>- le point e sur le segment [IM]</li> <li>- le point f .....</li> <li>- .....</li> </ul>  |  |
| 7*    | <p>A l'extérieur du carré abcd, trace :</p> <ul style="list-style-type: none"> <li>- l'arc de cercle de centre e passant par M qui s'arrête sur le segment [ab]</li> <li>- l'arc de cercle .....</li> <li>- .....</li> </ul>         |  |